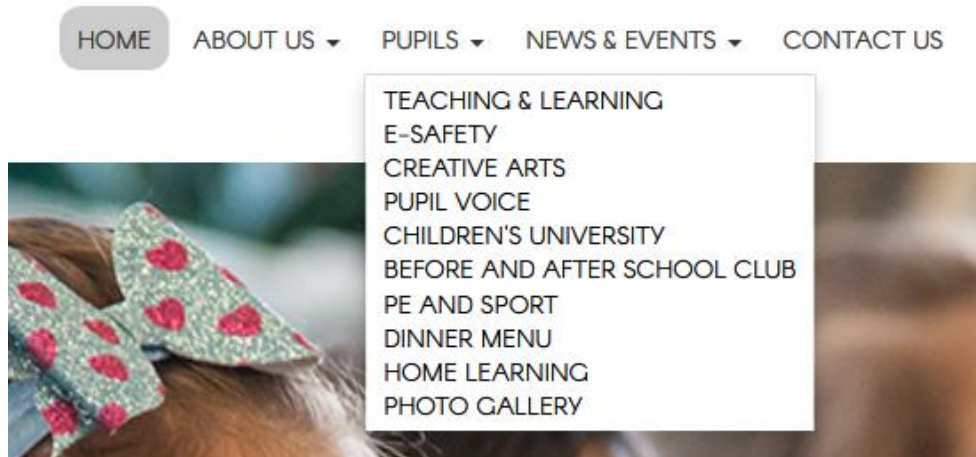


How to access home learning on Google Classroom

Go to <https://www.woodhouse.priacademy.co.uk/>



Click on 'Pupils' and select 'Home Learning'



Scroll down and click on the Google Classroom icon.

If this page pops up:

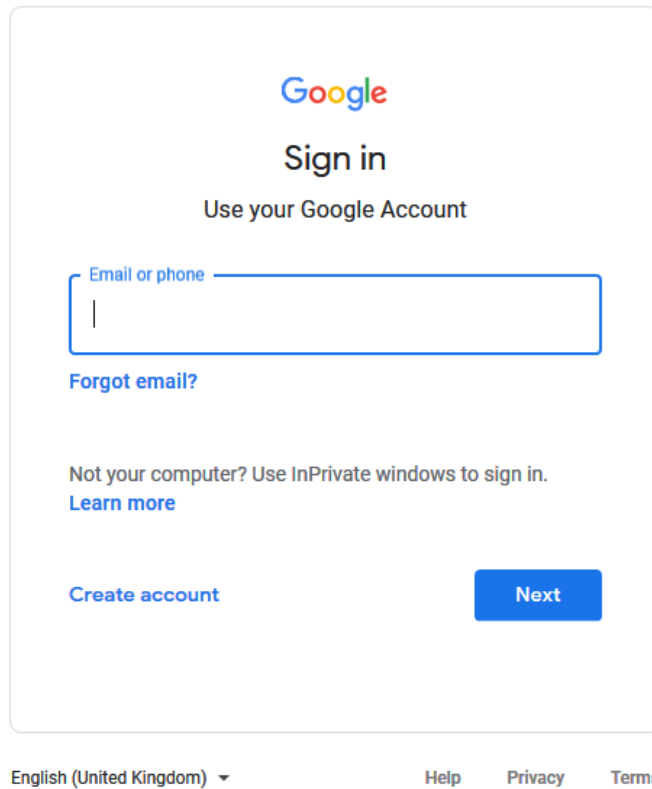
Manage teaching and learning with Classroom

Classroom helps students and teachers organize assignments, boost collaboration, and foster better communication.

[Go to Classroom](#)

Having trouble signing into Classroom? [Get tips and help here.](#)

Click on the blue button 'Go to Classroom'



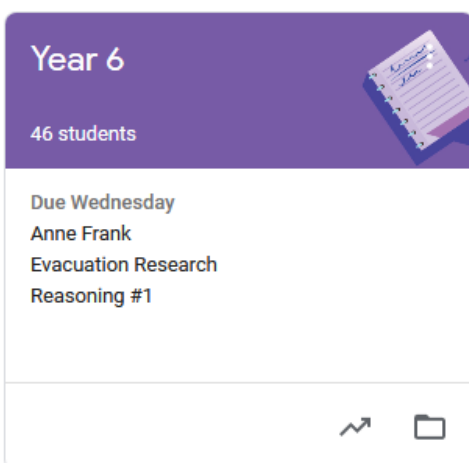
The image shows the Google sign-in page. At the top is the Google logo, followed by the text "Sign in" and "Use your Google Account". Below this is a text input field labeled "Email or phone" with a vertical cursor. To the left of the input field is a link "Forgot email?". Below the input field is the text "Not your computer? Use InPrivate windows to sign in." followed by a link "Learn more". At the bottom left is a link "Create account" and at the bottom right is a blue button labeled "Next". At the very bottom of the page, there is a language selector "English (United Kingdom)" with a dropdown arrow, and links for "Help", "Privacy", and "Terms".

The children need to sign in using their school Google account. For most children this is firstname.lastname@woodhouse.academy e.g. john.doe@woodhouse.academy. They should know what their username is as it's the same one they use to login to the Chrome Books at school.

Unless they have changed it themselves, their password should just be **password**.

If they've already joined their class, then when they login they should see this:

☰ Google Classroom



The image shows a Google Classroom class card for "Year 6". The card has a purple header with the text "Year 6" and "46 students". To the right of the text is an icon of a notebook. Below the header, the card lists the due date "Due Wednesday", the assignment name "Anne Frank Evacuation Research", and the subject "Reasoning #1". At the bottom right of the card are two icons: a line graph and a folder icon.


If they have not joined a class yet, there should be an invite from their teacher. If there isn't, contact their teacher to ask for an invite.

Click on the class and it will take you to the following page:

Stream Classwork People Marks

Year 6

Class code `jymhij5`



Select theme
Upload photo

Upcoming

Due Wednesday
Anne Frank
Evacuation Research
Reasoning #1

[View all](#)

Share something with your class...

C Lavelle posted a new assignment: Anne Frank
14:59

C Lavelle posted a new assignment: Evacuation Research
14:35

D Waterworth posted a new assignment: SPAG 1
19 Mar

4 class comments

B Dunn posted a new assignment: Reasoning #1
18 Mar

On the stream page, children can see any recent activity.

If you click on the Classwork tab, you can see the activities that are available to complete.

All topics

- Maths - Arithmetic
- Maths - Reasoning
- Reading
- SPAG
- Science
- Theme

Arithmetic 5 Draft

Maths - Arithmetic

- Arithmetic #2 Scheduled for 23 Mar, 08:00
- Arithmetic practice #1 Due 25 Mar
- Arithmetic 4 Scheduled for 26 Mar, 08:00




Maths - Reasoning

- Reasoning #2 Scheduled for 23 Mar, 08:00
- Reasoning #1 Due 25 Mar

Reading

- Anne Frank Due 25 Mar


When you click on an activity, you will see this:

 **Arithmetic practice #1**  8 Due 25 Mar 

Posted 18 Mar

Write the answers in the boxes. Do your working out on paper at home.

11 Handed in	30 Assigned	5 Marked
------------------------	-----------------------	--------------------

 **Arithmetic #1**
Google Docs

8 class comments





[View assignment](#)

Clicking on this will open the document and children will be able to read/complete the activities.

Once they have finished, they can hit the 'Turn In' button on the top right and it will be sent to their teacher who can then mark it and return it to your child.

Maths - Arithmetic

The activities that have purple circles are ones that have not yet been done. The grey ones have already been turned in.

-  Arithmetic #2
-  **Arithmetic practice #1**  8
-  Arithmetic 4

Maths - Reasoning

-  Reasoning #2
-  **Reasoning #1**  9