


NEWSLETTER

12TH JUNE 2020



We have an email address for children to get in touch with should they have a question, be worried or concerned about anything.

Email: worrybox@woodhouse.priacademy.co.uk

A teacher will get back to you. This is completely confidential.

How to get in touch



@WoodhousePA



0121 464 1769



www.woodhouse.priacademy.co.uk



<https://homelearning.woodhouse.academy>



homelearning@woodhouse.priacademy.co.uk

- Use this for any queries about home learning



07950368561 – Home Learning Hotline



covid19care@woodhouse.priacademy.co.uk

- Use this for any queries about emergency care



sensupport@woodhouse.priacademy.co.uk

- Use this for any queries about learning needs

For those Year 6 children moving on to Perryfields High School in September, they have produced some transition materials:

<https://perryfieldshigh.sandwell.sch.uk/year-6-transition/>

Miss Lavelle has started a transition podcast for Year 6, Episode 1 can be found here:

<https://www.woodhouse.priacademy.co.uk/pupils/transition>

Mr Kennedy has also recorded his transition story for you.

Wider Opening

Visit the wider opening page on our website for details about how Nursery, Reception, Year One and Year Six children can attend school.

<https://www.woodhouse.priacademy.co.uk/news-and-events/wider-opening>

A new form to request a place for week beginning 22nd June will go live on Monday 15th June.

Contact wideropening@woodhouse.priacademy.co.uk with questions and queries.

Dear parents and carers,

I hope you are all ok. I thought I would try my best to do a “normal” newsletter this week. So much of our time and effort has gone into the emergency care and wider opening for Nursery, Reception, Year 1 and Year 6 and I thought it would be positive to celebrate the special things within our school community like I normally would. If you require any information about our wider opening, then you can see all the information on the school website: <https://www.woodhouse.priacademy.co.uk/news-and-events/wider-opening>.

I have greatly enjoyed seeing the wide range of work being set and completed by children from across the school – especially the things on Google Classrooms. Our wonderful teachers have been trying new activities and ways of communicating because as a school staff we always want to learn and get better. I would encourage your child to log in to their Google Classroom and see the work which is there for them. There is some super interaction between children and work is marked by the teacher – giving them valuable feedback and encouragement. I have been particularly impressed by the writing I have seen over the last week, with children showing their skill and creative flair in our weekly writing challenges. Well done!

I have loved seeing the many photos and examples of home learning experience which goes beyond what school provides. **Thank you and well done!** Our children are so fortunate to have such supportive families and I want to celebrate the amazing work that parents and siblings have been doing throughout this crisis. Your efforts have been incredible and I am so proud of the focus on learning and positive life experiences which have been provided and shared with school. If you want to share anything you have done at home with school, then please post it in the Google Classroom or share via Class Dojo – don’t be shy! Thank you for your continued commitment and brilliant efforts to support your children at this time.

Over the next few weeks we will be undertaking some exciting whole school challenges including showcasing children’s gardening and growing skills and learning about the language and culture of another country. First up though is our very own “Great British Woodhouse Bake Off!” – I have seen some amazing cooking being shared by children, so now is the time to dust off the recipe book and come up with a bake together. I look forward to doing my very best Paul Hollywood impression from distance! Why not get involved? More details in the newsletter and will be shared on Monday in the Google Classrooms. Good luck – ready, steady... bake!

Remember that you can contact us if you need any support or help – either with home learning, or more generally. We are here for you if we can help in **any way**. If you would like support with food packs, assistance, advice, signposting to financial assistance, or just need someone to talk things through with – just let us know. Please don’t suffer in silence. If we can help, we will. Though we are all distant, you all remain a key part of our school family and community – together, we are Woodhouse. Please take care, keep yourselves and your families safe.

Yours sincerely,
Mr Oliver Wilson – Head Teacher



The following children are Stars of the Week for the week ending 12th June.

Nursery

Leo
Anas

Reception

Isabelle
Lilly-Rose
Mahdy
Rhyley-Joe

Year One

Laura-Jane
Sanogika
Noor
Rae'y
Reyhanah

Year Two

Laith
Raajan
Star
Nasir

Year Three

Matthew
Logan
Harry B
Ahmed

Year Four

Naira
Kaydon
Fareed
Harriet
Donte

Year Five

Avneet
Jack
Alice
Elnathan

Year Six


Ava-Leigh
Daniel
Isabelle
Tamieka
Yahia

Rainbow Room

Andrei


Congratulations to all of these children who have put in a fantastic effort this week with their home learning. They have been nominated by their teachers. We are really impressed with the level of learning from all children. What can you do to be Star of the Week next week?

Celebrating Success



School NEWS

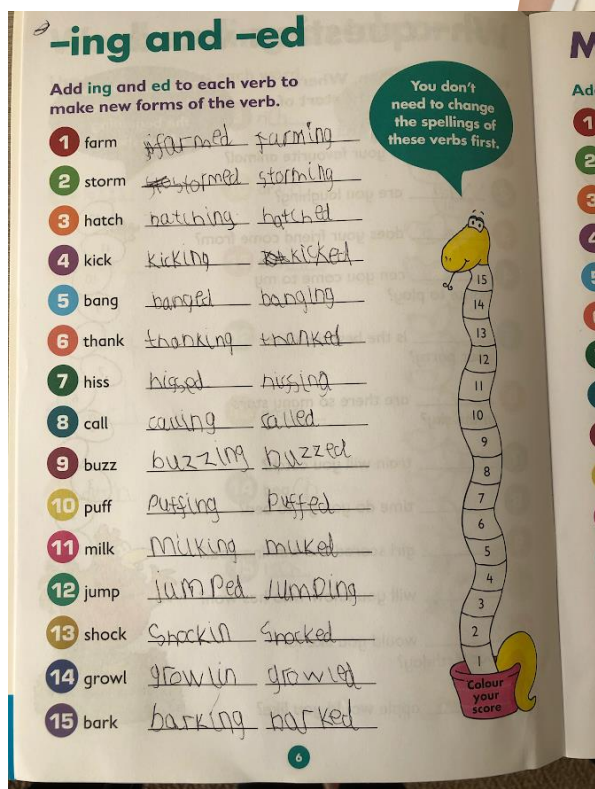
Nursery's new topic is mini beasts. They have been busy bees this week learning about mini beasts and making their own.



Felix, Nsy has been doing some baking at home and has made these tasty looking biscuits.



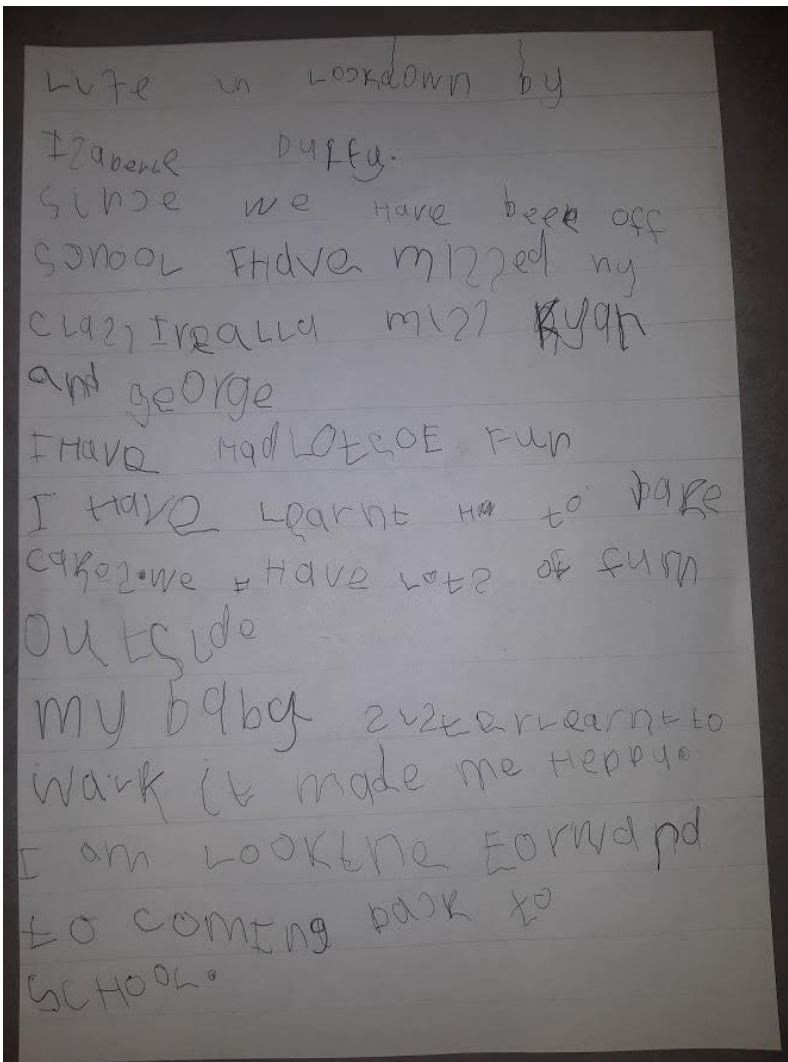
This week Reception have been reading Hander's Basket and have had fun learning about and making African inspired artwork.



Lucas, RM has been practising his spellings at home. Wafaa, RW has been practising her counting.



Isabelle, RM wanted to write an essay on being in lockdown like her big sister Lacey had done. This is a beautiful essay and excellent use of her phonics and spelling knowledge.



Evie, 4W, Ella, 3N and Lacey, 3A all go to the same dance club which is currently closed so their dance tutor set them a challenge to make up their own dance to 'Somewhere Over the Rainbow'. They were all awarded a medal for their contributions. Well done girls!

FROM BEAN

1) Harvest



The farmers harvest the beans twice a year (from November - January and May to July). First they use a blade on a stick to get the beans down off the cacao tree. The countries that only produce it because they are close to the equator. They split the pods open and scoop out the beans that are surrounded by a sweet pulp. Each tree can produce around 50-60 pods a year and each pod contains 20-40 beans. It takes around 400 beans to produce 1 pound of chocolate!

2) Fermentation



The beans are laid in the fermentation boxes which produces heat and the beans must be stirred. At the end of the five day process, the beans are no longer as bitter and have gained their brown colour.

TO BAR!

3) Drying



Drying is a process which dries out the beans and makes them at least half their size due to all the moisture loss. Before the beans are roasted they can actually have up to over 300 flavours! After they are dried for 14 days they are inspected and separated.

4) Roasting



Roasting is when the beans are put in a machine a bit like an industrial blender at 210°F for around 10-15 minutes. It sterilises the beans and kills all the bacteria. As well as this it enhances the flavour and breaks the shell which makes the next step Winnowing (taking off the shell) a lot easier.

Ava-Leigh, 6L has done some amazing learning this week around Fair Trade and the journey of a cocoa bean to a chocolate bar.


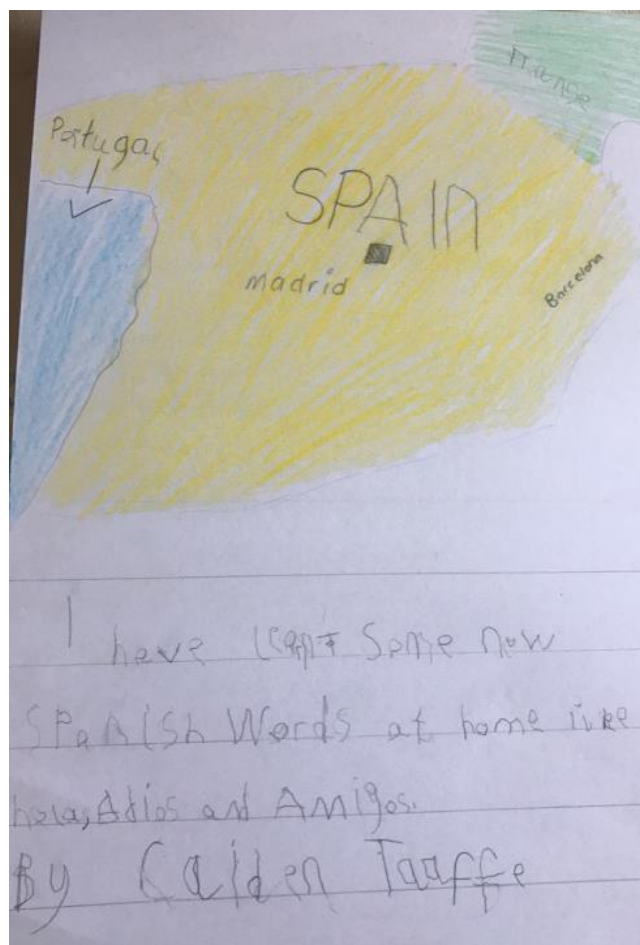

Fair Trade



Fairtrade foundation.

Fair Trade is when the person who is buying the cocoa would buy it for the right amount of money and nothing less, not taking advantage of them. Fair trade is important because it is giving the farmer the right amount of money for what they have been doing.

Mrs Cooper has asked her Year 1 children to send in photos of something they've learned at home to go in her scrap book. A scrap book is a fantastic way to document things, especially at the moment when things are so different. Here are some photos that have been sent in.



Fraser, 3A has been doing a lot of exciting science experiments at home. Here is a photo of his lemon fruit battery. These are simple to do at home but very cool! Always ask an adults first before doing these.



Seb, 3N has been trialling some art workshops that his mom is running online for a charity.

This monster is really cool and we cant wait to see it when its painted.



Nicholas, 3A painted this canvas of a giraffe. Excellent work Nicholas!


Gurraj, 4W has been creative as well. he has painted some rocks and made these wonderful leaf creatures.




The Year 1 theme this term is 'By the Seaside'. A few of the children have designed and made boats that can sail on the sea.



Simran, 10W has made this fantastic missing poster for Tiddler the fish. She has also written the script from A Cinderella Story: The Christmas Wish. We think she may be employed to help Mr Oakley with the next nativity script.



Samara, 10W has been learning about the different parts of a plant and has coloured this diagram to go with her learning.



Dear Diary,
By Naira

Today was the day of doom. I mean the WORST day of my life! It all started when I was playing a game with my neighbour. Then, all of a sudden, the birds started sprinting across the sky as charcoal-smelling smoke chased after them. As smoke slowly started to spread the sky, I started choking on the smell so I used my T-shirt as a mask to trap the smell of burnt ash.

In horror, we saw that our village would be lost forever as the building crashed onto the pavement that jumped into the air as people ran for their lives. Tears started racing down my cheek as I watched in horror as my village crumbled. We had to run for our lives!

As I hopped onto the boat, the sailor shouted across, "T'is only enough of us to hop on the boat!". I looked at my neighbour. She looked at me. We had to split up. She disappeared into the smoke. It started to move! I screamed for my life as I drifted away from home as the city collapsed. I was heartbroken. By now the village should be covered in smoke and I bet I lost my neighbour who was my only friend.

A few years passed. I wanted to see my home. When I went there, I saw a figurine. Could it be?! It was her! I did not know she survived! Together we walked through the darkness of the fog.

Pompeii diary entry. By Raihan Bejan.

Dear diary,

Today was the WORST DAY EVER!!!!

It all started when I woke up in the morning and went to the bathroom to brush my teeth. Afterwards, I went to help my mother with the food. Father was at work and went early in the morning. All of a sudden the ground shuck!

"W-w-w-what's happening, why is the floor shaking?!?!?!?" "D-d-don't worry sweetheart it could just have been a little umm earthquake?"

"Mom an earthquake? That is terrifying?!?!?!?!?"

I was worried because Father was at work! I started to shiver but Mother was also shivering so it meant that I wasn't shivering, THE FLOOR WAS SHIVERING!!!!!!

Then we went outside to see what was happening. We saw birds flying everywhere and saw that there were ash clouds coming out of Mount Vesuvius.

"Look Raihan, it is Mount Vesuvius, it's erupting?!?"

"Mom, I'm s-s-s-scared!!!! What's gonna happen now?!?!?!?"

"I'm not sure honey!"

WE ALL HAD TO SHOUT BECAUSE OBVIOUSLY THE VOLCANO WAS ERUPTING.

We could see that ash clouds were coming out.

If you are wondering what date it was it was 24 August 79 A.D.

Anyways, I saw there was fire in the city. Pompeii, which once was a beautiful city, was now destroyed.

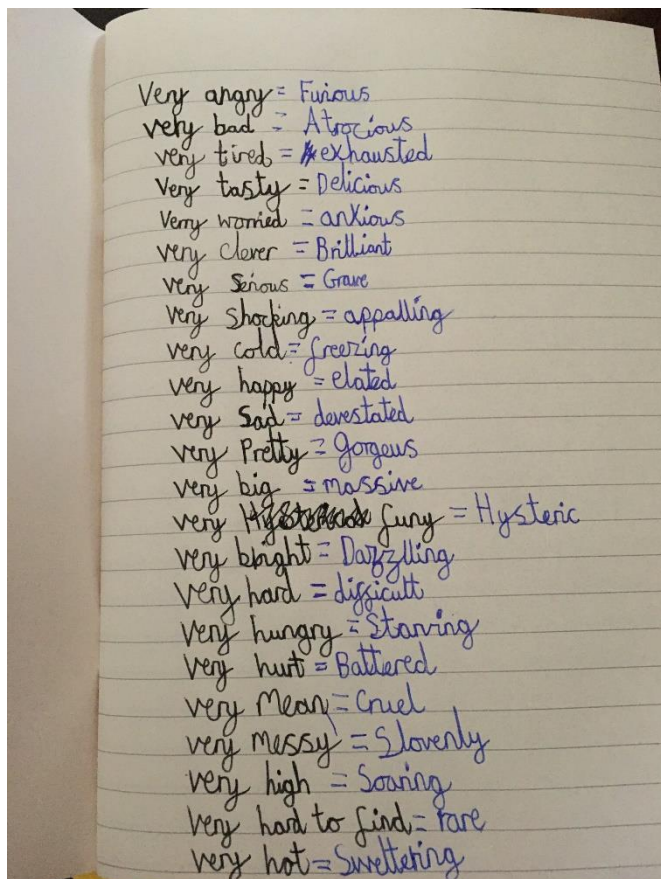
Hours later (more like days later) the eruption was finally over and the whole city was covered in ash. And the beautiful houses were sadly destroyed. It smelt like rotten eggs and smoke. I could see ash everywhere. It felt like my hands were dirty and covered in dust. All I could see, smell, taste, touch and hear (well except hear) was smoke and ash. I could hear rumbling fading away. Bye bye Pompeii. :(



Rashi, 4SO and Raajan, 2G have been helping out at home with the gardening. Gardening is a very relaxing activity if you're able to do so.

Roxanne, 3N celebrated her 8th birthday recently. Happy Birthday Roxanne. We'd have loved to be able to celebrate it with you.

Gurraj, 4W has been working really hard at home doing all sorts of things. Here is some of his learning about synonyms.



Mrs Gupta has set some riddles for Year 4. We thought we'd share them with you all to see if you can crack them.

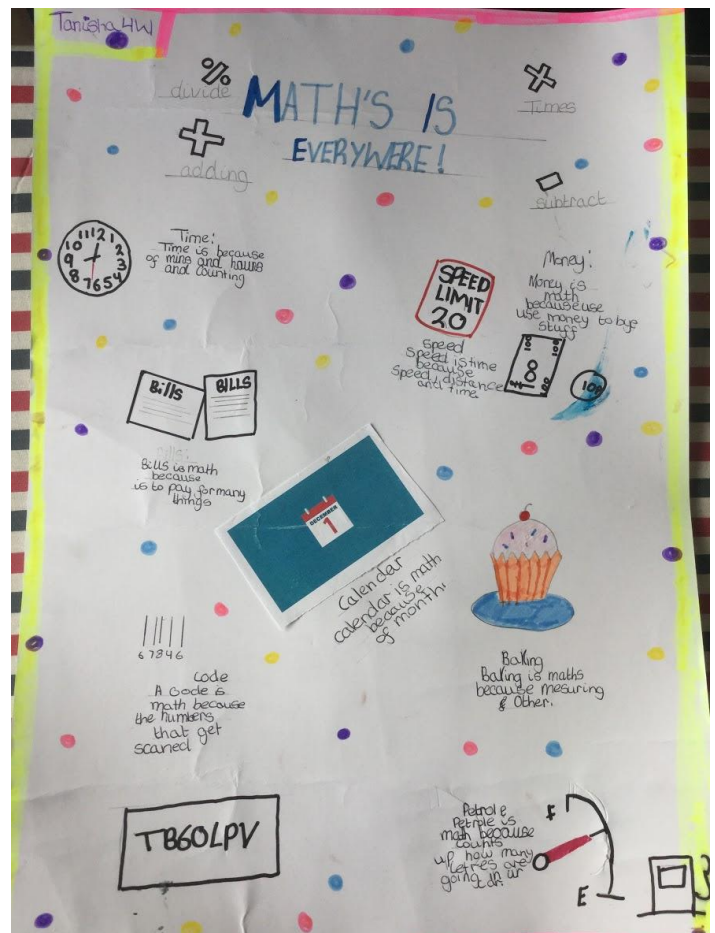
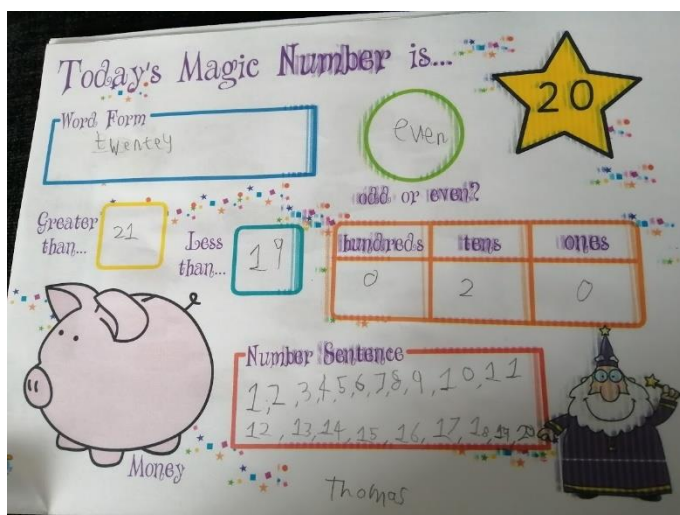
Let's see how many children can solve without looking at the answers online.

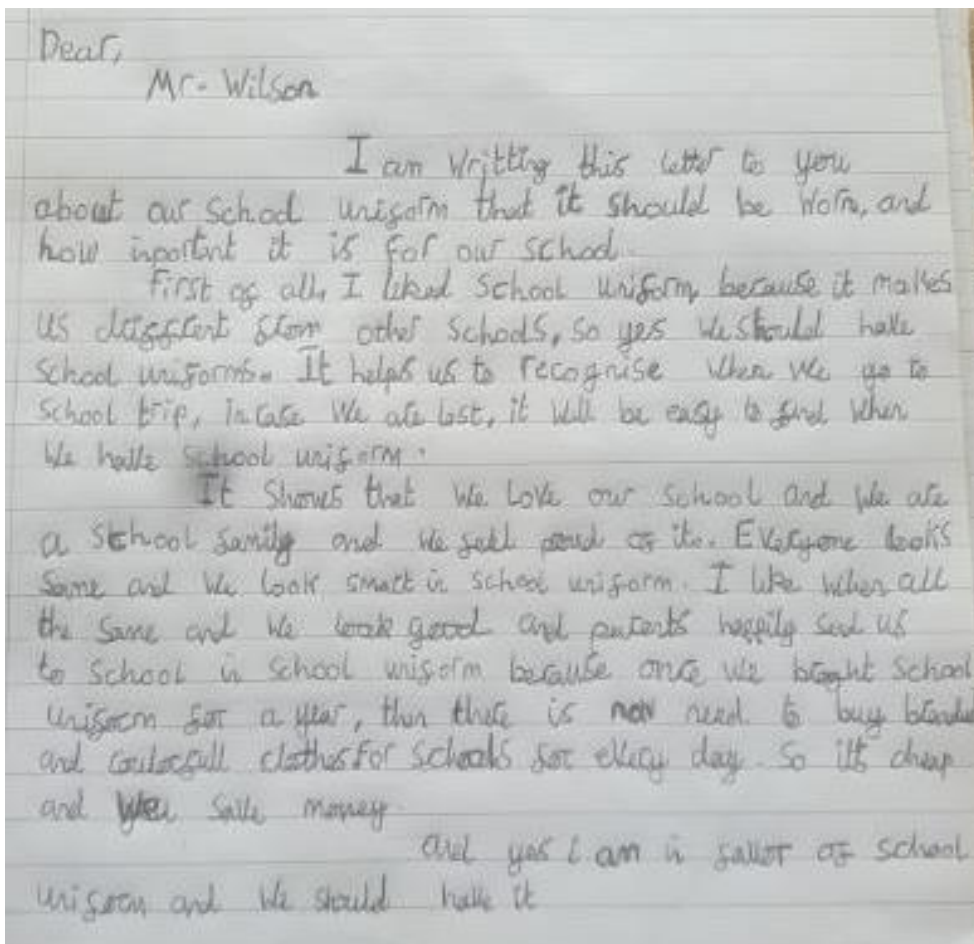
1. What has a face and two hands but no arms and legs?
2. What has a neck but no head?
3. I'm tall when I'm young and I'm short when I'm old. What am I?
4. What word is spelled wrong in every dictionary?
5. Everyone has it and no one can lose it; What is it?
6. What word contain 26 letters, but only three syllables?
7. what can you break, even if you never pick it up or touch it?
8. What is heavier: a ton of bricks or a ton of feathers?
9. I am always front of you and never behind you. What am I?
10. What kind of band never play music?

Maths is everywhere and we use it daily without knowing it most of the time. Here are two posters by two different aged children. Thomas, 10W has been learning about number and the relationships between numbers.

Tanisha, 4W has made a poster about where maths is used in daily life.

Why don't you have a go at this and see what you find out!






Dilraj, 3N has written this letter to Mr Wilson about school uniform.

What are your views on school uniform?

You could have a go at writing a persuasive letter to Mr Wilson about your views and post them on the Google Classroom.

Travis, 6WS has been busy building and planting his own planters at home.

These are good to make at home if you can. If you haven't got wood, plants are happy to grow in most containers. Make sure you ask an adult for help is using tools and taking a break, like Travis, is important too (pizza optional)



It is important to remain fit, healthy and relaxed. With things being difficult at the moment, it is even more important. Mrs Hartland has shared a simple but effective Wildlife Yoga activity.

Why not have a go with your families.

How to do wildlife yoga

wildlife
watch



You will need

- Some indoor or outdoor space
- A yoga mat (ideally)

What to do

You can make your yoga session a bit more 'wild' by trying out some of our wildlife poses!

Make sure to warm up and stretch properly when starting yoga, and always be careful to give yourself plenty of space.

Butterfly



Fox



Pine marten



Frog



Snail



Starfish



Heron



Adder



Illustration: Corinne Welch © Copyright Royal Society of Wildlife Trusts 2010


www.wildlifewatch.org.uk



Children have been producing some fantastic artwork at home and in school.

Riha, 6L has produced this piece which shows her thoughts.

This is a fantastic idea for you to try at home.



Another great idea is junk modelling. Yaman, 10W has made this basking shark using a milk bottle.

Have a go yourself and see what you can come up with.

Don't forget to share your photos with us.

We are seeing a lot of photos of children learning new skills or practising skills that they've picked up whilst being off school. Ethan, RW has been learning to ride his bike and Kayla, RW has been learning to ride her scooter.



ACCELERATED READER



The word count so far this year is a staggering 62,432,020 words read with 8245 quizzes passed!

Since school has been closed the children have read 12,278,148 words and have passed 2135 quizzes! Exceptional!

A slight change in the Top 5 readers since lockdown:

Gurraj, 4W = 1,730,695 words read

Arsam, 6D = 1,483,358 words read

Fatima, 6D = 800,497 words read

Dallas, 3A = 632,384 words read

Rory, 3N = 530,050 words read

The AR word count chart is available on the website and is updated by Mrs Scott.

There are plenty of books to access on Myon and staff are recording stories on the Google Classroom that you can access too.

We are unable to send reading books home at the moment as we are limiting what is brought into and out of school to contain the potential spread of the virus. We are always looking in to ways which we can share resources and will keep you posted.

Hello everyone,

WE NEED YOUR WONDERFUL AND CREATIVE CONTRIBUTIONS

For our next whole school challenge we would like to take some time to think about being kind and sharing love and respect for one another. If we were in school we would be talking with you about the death of George Floyd and how racism and inequality is sadly still part of the world that we live in.

Even though we are not all together we know that our sense of belonging to our Woodhouse family is as strong as ever- One Woodhouse, One Love, One Voice. We would like to bring all that love, respect and kindness together for a celebration of what makes our school community great and shows that we stand together as a school even when we are apart; regardless of where we live, our culture, gender, age, religion, race or beliefs.

We would like you to send your pictures, videos, animations, dances, poems etc showing you and your family carrying out an act of kindness to this google drive link - <https://drive.google.com/drive/folders/1bCAvrQqk1YfnOKZhiVgn-ql-tfudGasC?usp=sharing> Mr Fox will then put it all together to make another one of our fabulous lockdown videos. All the children who are attending school will have the chance to get involved with this at school as well.

We miss you all dearly and can't wait to see what you come up with!

Here are some examples we've received already:



Mrs Shipstone has drawn a picture for her grandson, Miss Moore has made biscuits for her family, Isabelle and Lacey have painted rocks with kind messages for people to find and children have made lovely pictures with messages of kindness.





The Great British WOODHOUSE Bake Off

From June 15th, we would like you to be baking with your family. Please send us pictures of your wonderful creations and why not send in the recipes too! Woodhouse staff will also be getting involved-so let's see who can make the most interesting bake!

READY, STEADY, BAKE!

