

HOME LEARNING NEWSLETTER

EASTER BREAK 2020



We've reached the Easter break, although it won't be too different to the past few weeks for many of us.

Whether in school or at home, we've seen some truly incredible learning and we're so proud of each and every one of you. It's also been great to see that many of you have learned in so many different ways. We've all probably learned a skill that we didn't have before.

Although we've been apart over the past few weeks, we've remained together as one united community. Whether that be by phone, email, class dojo or in person, we've remained in contact and kept the lines of support open.

We will be open over Easter for children of critical key workers and will be keeping in touch via Google Classroom.

We don't expect any learning to be completed through the break. Take this opportunity to reflect, play games, read books, get out in the garden, draw, colour and do things together with your families.

Remember, stay home and stay safe.



Mrs Parslow, who works for the NHS, whilst not at work has been making laundry bags out of old bed linen for her colleagues so that they can change at work, put their uniforms in the bags and put them straight in the wash at work or home. This minimises the spread of germs and maximises the safety for the workers.

At Woodhouse we are sending our love, thanks and best wishes to Mrs Parslow, all of our key worker parents and all of their colleagues at NHS and other settings around Birmingham and the country as a whole. We are forever grateful of the work you are doing to save lives. Thank you!



How to get in touch



@WoodhousePA



0121 464 1769



www.woodhouse.priacademy.co.uk



<https://homelearning.woodhouse.academy>



homelearning@woodhouse.priacademy.co.uk

- Use this for any queries about home learning



07950368561 – Home Learning Hotline



covid19care@woodhouse.priacademy.co.uk

- Use this for any queries about emergency care




sensupport@woodhouse.priacademy.co.uk

- Use this for any queries about learning needs

We have all seen the incredible support shown around the country for our NHS workers. At Woodhouse we wanted to share our gratitude as well.

If you have any rainbow pictures, or pictures you've done in support of the NHS please share them on our twitter feed @WoodhousePA. Don't forget the big clap on your doorsteps every Thursday at 8pm.

We have started distributing support parcels today containing food supplies, part funded by Greggs and learning supply packages that were put together by Mrs M Williams and her group, Rainbow Boxes England.




If you are in need of support, please get in touch using the contact details on the front page.

We will be active throughout the Easter Break and all contact lines will be manned during school hours.

We are more than happy to help.

ACCELERATED READER

Being in lockdown is a perfect opportunity to continue with your reading. You can access Accelerated Reader at home, as well as Myon.



The end of Spring word count is a staggering: 51,902,598 with 6608 quizzes passed! Well done everyone.

Since school has been closed the children have read 2,675,223 words and have passed 499 quizzes! Exceptional!

The AR word count chart is available on the website and is updated by Mrs Scott.

EASTER ACTIVITIES

We're not expecting you to do any school work over the Easter break, but whilst we're all staying home there will still be activities for you to do on Google Classroom if you'd like to.

Miss Lavelle has posted a range of art and culture activities.

Mr Milliard has suggested some PE games to keep you active.

All of the Google Classrooms have a range of activities to do over the break.

Here are a few suggestions:



Make a salt dough cast.

How to make your own salt dough

Ingredients: 500g of plain flour, 250g of salt, 250ml of water (add slightly more water if necessary)

Instructions

1. Mix the flour and salt then add the water
2. Mix into a dough
3. Roll out on to a flat surface into the desired shape about 1 to 1.5cm thick (remember to sprinkle some flour down to prevent sticking)
4. Place on a baking tray
5. Make hand imprints (as deep/clear as possible)
6. Place in the oven on the lowest heat possible and bake for three to four hours or until completely solid top and bottom. (Alternatively, you can leave to air dry for a couple of days in a cool dry place - this is the best option if you only have self-raising flour)
7. Paint with your choice of paints/colours
8. Seal with any kind of varnish or sealer to preserve it. Varnish or PVA and water mix will work.



Toilet roll craft.



Make a family keepsake



Make some Easter cakes.

- Hold your own Olympic Games at home. Make flags, choose a mascot, have an opening ceremony, make up your own races & events.
- Host a family & friends quiz over video call.
- Learn a new language.

















Don't forget to share your activities with us on Google Classroom.

Easter Joke Multiplication Code Breaker



To find the punch line to the Easter joke, work out the calculation for each question. Next, use the grid to find the letter that corresponds with each answer and write it in the egg. Then crack the code. The first one has been done for you.

Question: Why do you never see dinosaurs at Easter?

- | | | | | | |
|-------------------|-----------|---|--------------------|-------|---|
| 1. $3 \times 6 =$ | 18 |  | 9. $3 \times 10 =$ | _____ |  |
| 2. $9 \times 8 =$ | _____ |  | 10. $5 \times 6 =$ | _____ |  |
| 3. $2 \times 8 =$ | _____ |  | 11. $7 \times 6 =$ | _____ |  |
| 4. $4 \times 7 =$ | _____ |  | 12. $9 \times 2 =$ | _____ |  |
| 5. $7 \times 8 =$ | _____ |  | 13. $8 \times 4 =$ | _____ |  |
| 6. $8 \times 3 =$ | _____ |  | 14. $3 \times 9 =$ | _____ |  |
| 7. $4 \times 4 =$ | _____ |  | 15. $9 \times 7 =$ | _____ |  |
| 8. $8 \times 2 =$ | _____ |  | 16. $3 \times 6 =$ | _____ |  |


Answer	16	42	27	28	56	18	32	30	24	72	63
Letter	E	S	N	Y	A	T	I	G	R	H	C

Answer:

_____ - _____ !

We set you all a challenge last week to share a photo of yourself waving at your friends, colleagues and classes. Below is a collage of your fabulous responses. It was great to see so many lovely smiles. We miss you all and can't wait to have you back in school.





Easter Jokes

Can you match the joke with the correct answer?

How does the Easter Bunny stay fit?

What kind of music do bunnies like?

Why did the Easter egg hide?

Why shouldn't you tell an Easter egg a joke?

How does Easter end?

What's yellow, has long ears, and grows on trees?

How can you tell where the Easter Bunny has been?

How did the Easter Bunny rate the Easter parade?

What kinds of books do bunnies like?

Why did the Easter Bunny cross the road?

Hip Hop!

It might crack up!

With the letter R!

Eggs (X) marks the spot!

Ones with hoppy endings!

EGG-xercise!

To prove he wasn't chicken!

He was a little chicken!

He said it was eggs-cellent!

The Easter Bunana!

YOUR WORK



Dilraj, 3N has made this amazing model project of the Egyptian pyramids. He has used a variety of materials to create three different pyramids.


+	3	2	5	4	1
2	5	4	5	6	8
5	8	7	10	5*	6
1	4	8	6	5	5
4	7	6	8	8	5
3	6	5	8	5	4

Time	Number of errors	Number of correct answers
6:55	1	24/25

George, RW has been doing fast maths like his big brother. Each day he has improved his time and his score. It is helping him with his numbers and his addition skills. If you'd like a go, it's really easy to make a grid and get going.



Some Artwork from our Year 6 children. left: Arsam, 6D and below: Arnika, 6L.



Our Newsletter will be back after the Easter break with more of your fantastic learning and messages. Keep sending it through to us.

Take care and stay safe. From all at Woodhouse. 🌿 🧡